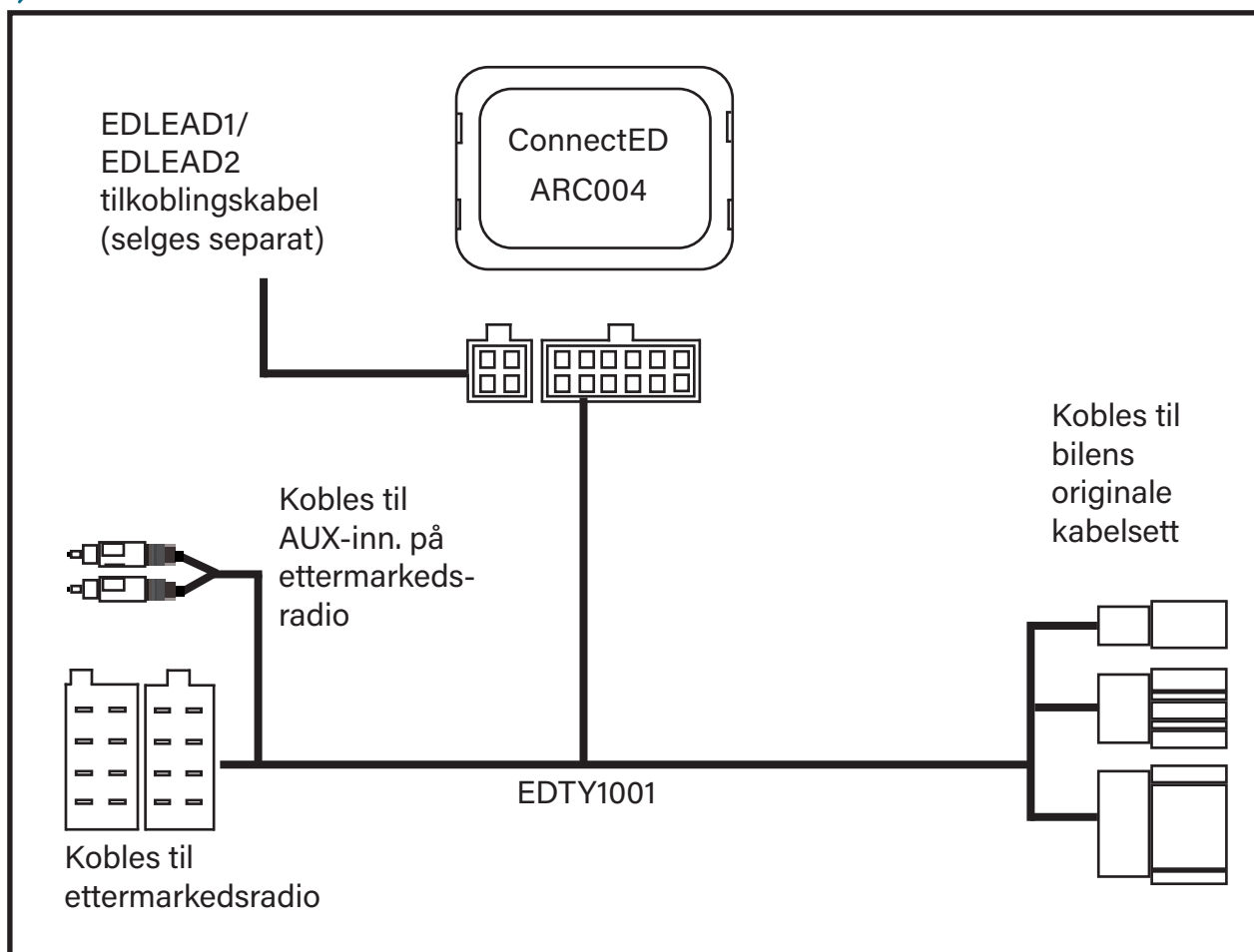































1



2

Sett DIP-brytere i forhold til radiomerke og bilmerke

| Alpine | Clarion JVC | Hardstone Pioneer Blaupunkt | Kenwood | Sony | | | | | | | | | | | | | | | | | | | | | | | | |
|---|---|---|--|---|---|---|---|--|----------|--|--|--|---|---|---|---|---|---|---|---|---|---|---|---|---|---|---|---|
| OFF/ON/OFF/OFF | OFF/ON/ON/OFF | OFF/OFF/ON/ON | OFF/ON/ON/ON | OFF/OFF/ON/OFF | | | | | | | | | | | | | | | | | | | | | | | | |
|  |  |  |  |  | | | | | | | | | | | | | | | | | | | | | | | | |
| Toyota: OFF/ON/OFF/ON | | <table border="1"> <thead> <tr> <th colspan="4">Radiomerke</th> <th colspan="4">Bilmerke</th> </tr> </thead> <tbody> <tr> <td></td> <td></td> <td></td> <td></td> <td></td> <td></td> <td></td> <td></td> </tr> <tr> <td>1</td><td>2</td><td>3</td><td>4</td><td>5</td><td>6</td><td>7</td><td>8</td> </tr> </tbody> </table> | | | Radiomerke | | | | Bilmerke | | | |  |  |  |  |  |  |  |  | 1 | 2 | 3 | 4 | 5 | 6 | 7 | 8 |
| Radiomerke | | | | Bilmerke | | | | | | | | | | | | | | | | | | | | | | | | |
|  |  |  |  |  |  |  |  | | | | | | | | | | | | | | | | | | | | | |
| 1 | 2 | 3 | 4 | 5 | 6 | 7 | 8 | | | | | | | | | | | | | | | | | | | | | |

3

Koble til bilradio-spesifikk tilkoblingskabel (selges separat)

| | | |
|---|--|--|
| EDLEAD1 Pioneer Sony Blaupunkt | EDLEAD2 Alpine Clarion JVC Kenwood | For modeller med separat Key 1/ Key2/ GND tilkobling (fks. Hardstone) Klipp av minijack kontakt på EDLEAD1 eller EDLEAD2 og koble som følger. RØD = Key1 Hvit = Key 2 Skjerm = GND |
|---|--|--|