


## Installation manual for: **Porsche**

911.	997 Model, Anthracite	2004 - 2008
Boxster	987 Model, Anthracite	2004 - 2008
Cayman	987 Model, Anthracite	2005 - 2009




Installation kit includes the following items:

- \* 1X 2-ISO 100 mm. metal bracket
- \* 1X Replacement Panel
- \* 2X Mounting plates
- \* 2X Mounting spacers
- \* 2X Radio removal keys
- \* 4X Screws
- \* 2X Cushion



We advice to use the following positions.  
Other positions are also possible.

Use position 2 marked with a cross.  
Use position 16 & 18 marked with an arrow  
Measured from left to right.



\* Mount the plates.




Remove the original radio.



Un-plug and remove head unit.



Fit the double din metal bracket.



Push in the metal clip to secure the cage into place.



Fit the head unit into the cage, then fit the replacement panels.